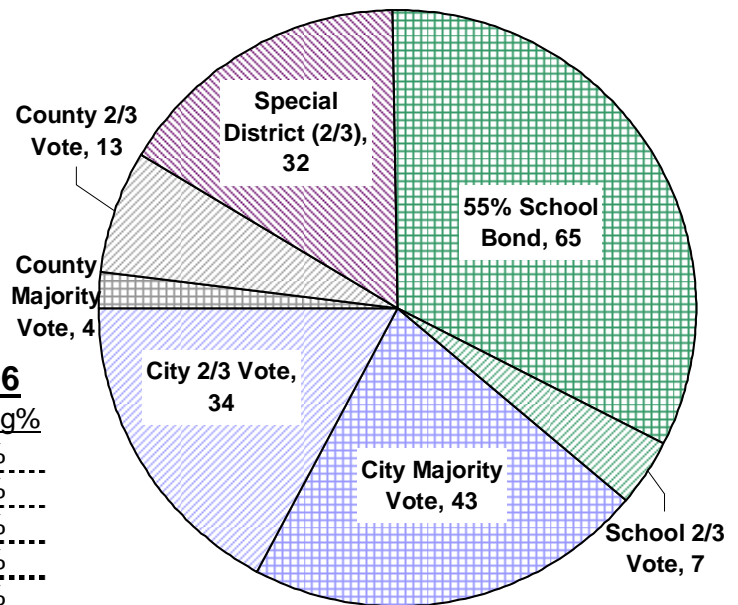


Local Revenue Measures November 2006 r. Nov 10

On November 7, 2006, voters in California considered 198 local measures¹ related to local agency taxes, fees and financing. Seventy-seven (77) of these measures concerned city taxes, fees or financing, seventeen (17) concerned counties or countywide programs and thirty-two (32) concerned special districts. There were seventy-two (72) school measures including school bonds and parcel taxes. Among the 77 city measures, thirty-four (34) were special taxes requiring 2/3 voter approval and forty-three (43) concerned general taxes requiring majority voter approval. Four (4) of the seventeen (17) county measures were majority vote general tax proposals. All special district tax measures require 2/3 voter approval.

Supermajority vote requirements again proved formidable. While thirty out of forty-six (31/47) city/county majority vote general tax measures passed, thirty eight of seventy-nine (38/79) 2/3 vote non-school measures passed. Among school measures, two of seven (2/7) measures requiring a 2/3 vote passed, but fifty-four of sixty-five (54/65) of 55% vote school bonds passed.

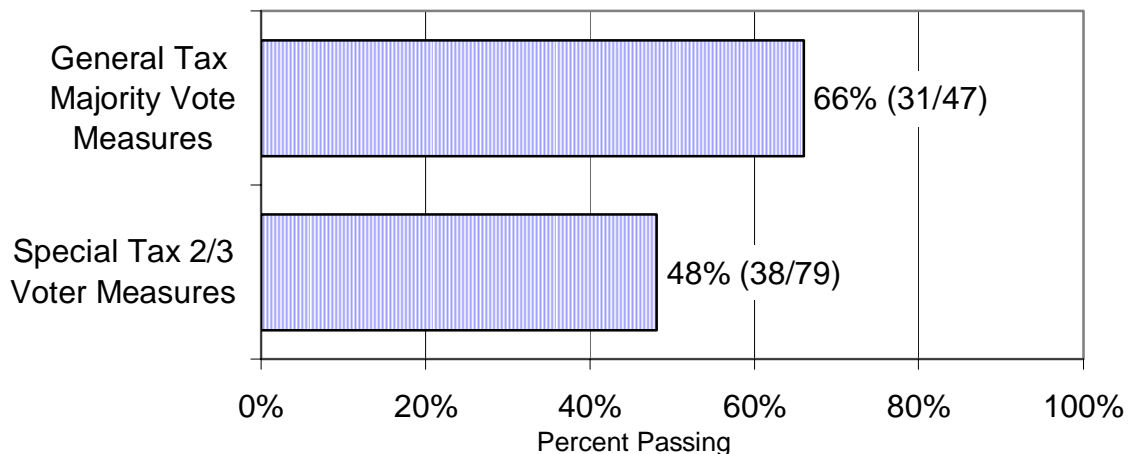
Proposed Local Revenue Measures Nov 2006



Local Revenue Measures Nov 2006

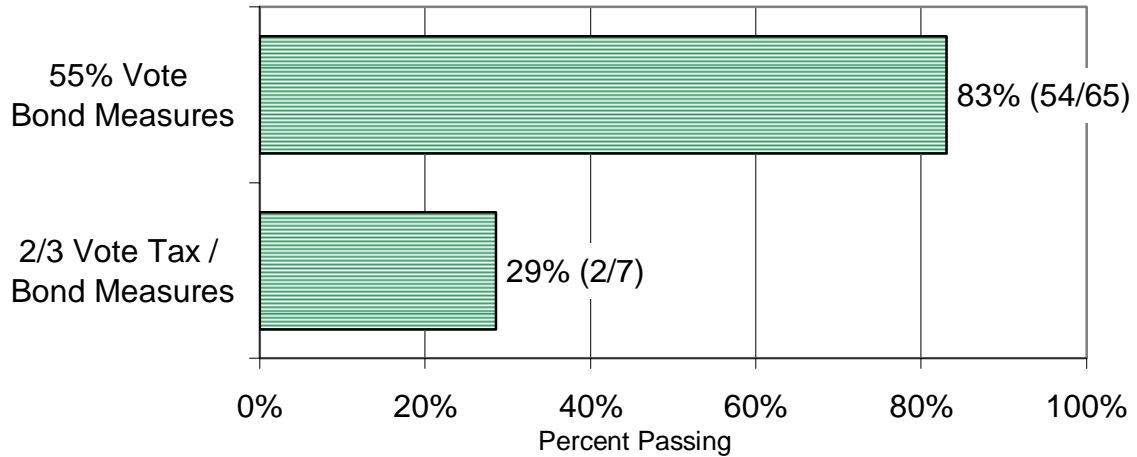
	Total	Pass	Passing%
City Majority Vote	43	30	70%
City 2/3 Vote	34	18	53%
County Majority Vote	4	1	25%
County 2/3 Vote	13	5	38%
Special District (2/3)	32	15	47%
School Bond 55%	65	54	83%
School 2/3 Vote	7	2	29%
Total	198	125	63%

City / County / Special District Tax & Bond Measures Nov 2006



¹ Includes city, county, special district and local school measures. Not including advisory measures. A measure spanning multiple counties is counted as a single measure.

School Tax & Bond Measures Nov 2006



Transaction and Use Taxes: General Tax Measures

Transactions and Use (Sales) Tax measures were considered in sixteen cities and the County of Sacramento. All proposals were for general purpose majority vote taxes, although the City of San Bernardino, Arroyo Grande and the County of Sacramento accompanied their measures with advisory measures as to specific uses. Twelve cities succeeded including the two with advisory measures.

Transactions and Use Tax: General Tax Measures (Majority voter approval required)

Agency Name	Measure Name	Rate	Special / General	YES%	NO%	Result
City of San Bernardino	Measure Z	1/4 cent	General	66.9%	33.1%	PASS
City of San Bernardino	Measure YY	Advisory	law enforcement	74.6%	25.4%	PASS
City of Morro Bay	Measure Q-06	1/2 cent	General	64.9%	35.1%	PASS
City of San Luis Obispo	Measure Y-06	1/2 cent	General	64.7%	35.3%	PASS
City of Watsonville	Measure L	1/4 cent	General	59.9%	40.1%	PASS
City of Pinole	Measure S	1/2cent	General	59.6%	40.4%	PASS
City of Santa Cruz	Measure H	increase from 1/4 cent to 1/2	General	58.1%	41.9%	PASS
City of Del Rey Oaks	Measure D	1 cent	General	55.8%	44.2%	PASS
City of Williams	Measure D	1/2 cent	General	55.6%	44.4%	PASS
City of Grover Beach	Measure X-06	1/2 cent	General	55.6%	44.4%	PASS
City of Vista	Proposition L	1/2 cent	General	53.4%	46.6%	PASS
City of Inglewood	Measure IT	1/2 cent	General	52.3%	47.7%	PASS
City of Arroyo Grande	Measure O-06	1/2 cent	General	50.3%	49.7%	PASS TOO CLOSE
City of Arroyo Grande	Measure K-06	Advisory	transportation	70.4%	29.6%	PASS
City of Arroyo Grande	Measure L-06	Advisory	streets/drainage	68.9%	31.1%	PASS
City of Arroyo Grande	Measure M-06	Advisory	police/fire	59.8%	40.2%	PASS
City of Arroyo Grande	Measure N-06	Advisory	CityHall disabled access	41.5%	58.5%	FAIL
City of Pismo Beach	Measure CC-06	1/2 cent	General	48.5%	51.5%	FAIL
City of Hollister	Measure R	1 cent	General	47.8%	52.2%	FAIL
City of Clearlake	Measure Z	+1/2cent to 1cent	General	37.8%	62.2%	FAIL
City of Cathedral City	Measure Q	3/4 cent	General	33.1%	66.9%	FAIL
County of Sacramento	Measure R	1/4 cent	General	19.8%	80.2%	FAIL
County of Sacramento	Measure Q	Advisory	50% sports/entr facility	28.5%	71.5%	FAIL

Transaction and Use Taxes: Countywide Transportation

Five of the ten countywide transportation sales tax measures passed. The highest approvals were for measures in the counties of San Joaquin, Fresno, Madera, and Orange that continues existing or previous transportation sales taxes at the same rate. Fresno and Madera succeeded after failing to renew their taxes in previous attempts. Only Tulare County voters approved a new tax (*although the vote margin is too close to call at this point*). Merced county failed for the third time (11/02, 6/06). Santa Barbara, whose current 1/2 cent tax expires in 2010 failed in their first attempt to increase and extend their tax.

Countywide Transportation Sales Tax Measures (2/3 voter approval required)

<u>County</u>	<u>Measure Na</u>	<u>Rate</u>		<u>YES%</u>	<u>NO%</u>	
San Joaquin County	Measure K	1/2 cent	continue	77.3%	22.7%	PASS
Fresno County	Measure C	1/2cent	continue	77.0%	23.1%	PASS
Madera County	Measure T	1/2 cent	renew (previous tax expired & extension was defeated)	72.7%	27.3%	PASS
Orange County	Measure M	1/2 cent	continue	68.5%	31.5%	PASS
Tulare County	Measure R	1/2 cent	new	66.7%	33.3%	PASS TOO CLOSE
Merced County	Measure G	1/2 cent	new	60.7%	39.3%	FAIL
Stanislaus County	Measure K	1/2 cent	new	57.4%	42.6%	FAIL
Kern County	Measure I	1/2cent	new	56.1%	43.9%	FAIL
Santa Barbara County	Measure D200	+1/4cent to 3/4cent	continue & increase	54.1%	45.9%	FAIL
Amador County	Measure K	1/2 cent	new	48.5%	51.5%	FAIL

Transaction and Use Taxes: Special Tax Measures

Voters in Grass Valley, Manteca and the County of Sonoma approved transactions and use (sales) taxes for specific purposes with 2/3 voter approval. Sonoma County’s 1/4 cent measure continued an existing open space tax for 20 years. Five (5) of the 8 failing measures would have passed a 55% voter threshold. In all, 3 of 11 passed.

Special Transactions & Use Tax Measures (2/3 voter approval required)

<u>Agency Name</u>	<u>Measure Na</u>	<u>Rate</u>		<u>Sunset</u>	<u>%Need</u>	<u>YES%</u>	<u>NO%</u>	
City of Grass Valley	Measure S	1/2 cent	Streets/Roads	20 yrs	66.7%	81.0%	19.0%	PASS
County of Sonoma	Measure F	1/4 cent	Parks/Open Space (CONTINUE)	20 yrs	66.7%	75.0%	25.0%	PASS
City of Manteca	Measure M	1/2 cent	Police/Fire/EMS		66.7%	69.8%	30.2%	PASS
Counties of Sonoma & Marin	Measure R	1/4 cent	Transit	20 Yrs	66.7%	64.6%	35.4%	FAIL
City of San Buenaventura	Measure P	1/4 cent	Police/Fire/EMS	10 yrs	66.7%	61.5%	38.5%	FAIL
County of Amador	Measure L	1/4 cent	Fire/EMS		66.7%	61.3%	38.7%	FAIL
City of Needles	Measure Q	1/4 cent	Utilities		66.7%	58.8%	41.2%	FAIL
City of Nevada City	Measure T	1/2 cent	Streets/Roads	16 yrs	66.7%	56.7%	43.3%	FAIL
County of San Mateo	Measure A	1/8 cent	Parks/Open Space		66.7%	54.7%	45.3%	FAIL
City of Delano	Measure K	1/2cent	Police/Fire/EMS	10 yrs	66.7%	51.6%	48.4%	FAIL
City of Lodi	Measure G	1/4 cent	Specified programs & projects	10 yrs	66.7%	42.9%	57.1%	FAIL

Utility User Taxes

There were eight measures related to Utility User Taxes, all general purpose taxes requiring majority voter approval. Only two of these cities sought to increase taxes. Both failed.

Utility User Tax Measures - Majority Voter Approval (General Purpose)

<u>Agency Name</u>	<u>Measure</u>	<u>Rate</u>	<u>YES%</u>	<u>NO%</u>	
City of Compton	Measure T	From 10% to 8.5% tele, electr, gas, CATV, water redux	89.9%	10.1%	PASS
Town of Portola Valley	Measure F	from 5.5% to 4.5% Tele, gas, water, electr redux	86.3%	13.7%	PASS
City of Daly City	Measure G	Cont 5% Tele, electr, gas, CATV continue	71.2%	28.8%	PASS
City of Fowler	Measure G	5% Resid, 3% Comm Electr&Gas. 5% Tele continue	65.3%	34.8%	PASS
City of Fowler	Measure F	Advisory: Fire/Police/Parks&Rec	84.1%	15.9%	PASS
City of San Marino	Measure G	Cont 5% Tele, electr, gas, CATV, Water continue	57.8%	42.2%	PASS
City of Eureka	Measure U	Cont 3% Tele, electr, gas, CATV continue	50.9%	49.2%	PASS TOO CLOSE
City of Menlo Park	Measure K	3.5% electr, gas, water & 2.5% tele new	49.4%	50.6%	FAIL TOO CLOSE
City of Fremont	Measure L	4% gas & electric new	42.0%	58.0%	FAIL

Parcel Taxes (Non-school)

Parcel taxes require 2/3 voter approval. Among the 41 parcel tax measures, 6 were limited to street and road improvements and 28 were for fire, emergency medical and/or police services. Fire/police parcel taxes generally fared better than others.

City and Special District Parcel Taxes (2/3 vote)

<u>Agency Name</u>	<u>County</u>	<u>Measure Narr</u>	<u>Rate</u>	<u>Purpose</u>	<u>YES%</u>	<u>NO%</u>	
Streets and Roads							
Paradise Ranch Estates Permanent Road D	Marin County	Measure N	\$ 185	Streets	81.4%	18.6%	PASS
Rincon Ranch Community Services Distric	San Diego County	Proposition U	\$150/parcel+!	Streets	62.1%	37.9%	FAIL
Butler-Keys Community Services District	Lake County	Measure Y	\$45/parcel	Streets	53.2%	46.8%	FAIL
Springfield Meadows Community Services	El Dorado County	Measure J	\$150/yr incre:	Streets	44.6%	55.4%	FAIL
Cameron Estates Community Services Dist	El Dorado County	Measure H	\$950/yr incr t	Streets	35.1%	64.9%	FAIL
Keyes Community Services District	Stanislaus County	Measure B	+\$9to\$19	Streets	29.5%	70.5%	FAIL

Voters passed 21 of 28 parcel taxes for fire/police services. There were 13 fire service parcel taxes in Marin County alone – all successful. Just 3 of the 28 police/fire measures failed to achieve over 55%. Just 1 of 6 parcel taxes for roads achieved 2/3 vote passage: Paradise Ranch (Marin County). Three others passed: for beaches in Santa Monica, parks in Clayton, and a hospital in Butte County.

City and Special District Parcel Taxes (2/3 vote)

<u>Agency Name</u>	<u>County</u>	<u>Measure Narr</u>	<u>Rate</u>	<u>Purpose</u>	<u>YES%</u>	<u>NO%</u>	
Public Safety (Fire, Police, Emergency Services)							
Sleepy Hollow Fire Protection District	Marin County	Measure O	\$39/edu incr l	Fire/EMS	87.5%	12.5%	PASS
Lucas Valley County Service Area 13	Marin County	Measure H	\$85/edu	Fire/EMS	87.5%	12.5%	PASS
Town of Ross	Marin County	Measure F	\$39/edu incr l	Fire/EMS	80.3%	19.7%	PASS
Kentfield Fire District	Marin County	Measure K	\$39/edu incr l	Fire/EMS	78.5%	21.5%	PASS
City of San Anselmo	Marin County	Measure G	\$39/edu incr l	Fire/EMS	77.7%	22.3%	PASS
City of San Rafael	Marin County	Measure P	\$24/edu	Fire/EMS	77.6%	22.4%	PASS
Town of Fairfax	Marin County	Measure C	\$39/edu incr l	Fire/EMS	75.5%	24.5%	PASS
City of Mill Valley	Marin County	Measure E		Fire, Streets	74.5%	25.5%	PASS
South Coast Fire Protection District	Mendocino County	Measure Z	\$75 up from \$	Fire/EMS	74.3%	25.7%	PASS
Julian-Cuyamaca Fire Protection District	San Diego County	Proposition S	\$50/parcel	Fire/EMS	73.6%	26.4%	PASS
City of Larkspur	Marin County	Measure D	\$48/edu	Fire/EMS	73.0%	27.0%	PASS
Santa Venetia-Bayside Acres Fire Protectio	Marin County	Measure I	\$85/edu	Fire/EMS	72.7%	27.4%	PASS
Ross Valley Paramedic County Service Are	Marin County	Measure J	\$39/edu incr l	Fire/EMS	72.6%	27.4%	PASS
Cambria Community Healthcare District	San Luis Obispo Cour	Measure AA-0t	\$20-\$85	Fire/EMS	72.3%	27.7%	PASS
Town of Corte Madera	Marin County	Measure B	\$45/edu	Fire/EMS	71.5%	28.5%	PASS
City of San Marino	Los Angeles County	Measure O	continue	Police/Fire/E	71.0%	29.1%	PASS
Marinwood Community Services District	Marin County	Measure M	\$24/edu	Fire/EMS	70.1%	29.9%	PASS
Windsor Fire Protection District	Sonoma County	Measure K	\$0.04/sq.ft.	Fire/EMS	69.1%	30.9%	PASS
Lake Forest Fire Protection District	Lassen County	Measure Q	\$100/parcel	Fire	68.4%	31.7%	PASS
City of East Palo Alto	San Mateo County	Measure C	\$100/parcel	Police	68.3%	31.7%	PASS
City of Yreka	Siskiyou County	Measure H	\$60/edu	Fire/EMS	67.2%	32.8%	PASS TOO CLOSE
Gold Ridge Fire Protection District	Sonoma County	Measure I	\$40/du	Fire/EMS	66.0%	34.0%	FAIL TOO CLOSE
West Patton Village Community Service D	Lassen County	Measure O	\$213 reside, \$	Fire	64.2%	35.8%	FAIL
Rancho Adobe Fire Protection District	Sonoma County	Measure J	\$6.25/risk uni	Fire/EMS	63.1%	36.9%	FAIL
City of Lafayette	Contra Costa County	Measure P	\$65/edu	Police	59.9%	40.1%	FAIL
McCloud Community Services District	Siskiyou County	Measure F	cont\$131/edu	Fire/EMS	49.9%	50.1%	FAIL
Mt. Shasta Fire Protection District	Siskiyou County	Measure J	\$100/edu	Fire/EMS	44.9%	55.1%	FAIL
City of East Palo Alto	San Mateo County	Measure D	\$75/parcel	Police	20.7%	79.3%	FAIL

City and Special District Parcel Taxes (2/3 vote)

<u>Agency Name</u>	<u>County</u>	<u>Measure Narr</u>	<u>Rate</u>	<u>Purpose</u>	<u>YES%</u>	<u>NO%</u>	
Other Purposes							
Vandenberg Village Community Servic	Santa Barbara County	Measure O200t	\$22/parcel	.Library	51.9%	48.1%	FAIL
North Edwards Water District	Kern County	Measure N	\$50/parcel	.Water	46.9%	53.1%	FAIL
City of Santa Monica	Los Angeles County	Measure V		.CleanBeaches	66.8%	33.2%	PASS TOO CLOSE
City of California City	Kern County	Measure J	\$105/parcel	.general	48.6%	51.4%	FAIL
City of Clayton	Contra Costa County	Measure O		.Parks	70.0%	30.0%	PASS
Briggs-Gridley Memorial Hospital	Butte County	Measure C	\$70/edu	Hospital-Emgcy	77.7%	22.3%	PASS
McCloud Community Services District	Siskiyou County	Measure E	+\$15to\$67	.Parks	39.5%	60.5%	FAIL

Transient Occupancy (Hotel/Motel) Taxes

Voters approved 8 of 16 Transient Occupancy (hotel/motel) tax measures. Solvang and Tehachapi earmarked their proposals for specific purposes, making them special taxes requiring 2/3 voter approval. But neither proposal received even majority approval.

Transient Occupancy Tax Tax Measures

Agency Name	Measure Name	Rate	%Need	YES%	NO%	
City of Indian Wells	Measure P	expand tax base to condos	50.0%	82.5%	17.5%	PASS
City of La Quinta	Measure J	validate 10%	50.0%	77.0%	23.0%	PASS
City of Wheatland	Measure M	new 10%	50.0%	66.5%	33.5%	PASS
City of Rio Vista	Measure K	8% to 10%	50.0%	62.3%	37.7%	PASS
City of Orland	Measure H	8% to 10%	50.0%	59.7%	40.3%	PASS
City of Hesperia	Measure M	7% to 10%	50.0%	53.5%	46.5%	PASS
County of Inyo	Measure B	9% to 12%	50.0%	52.0%	48.0%	PASS
City of Ukiah	Measure X	8% to 10%	50.0%	50.9%	49.1%	PASS TOO CLOSE
City of La Habra	Measure U	new 10%	50.0%	46.4%	53.6%	FAIL
City of Livingston	Measure D	9% to 11%	50.0%	39.8%	60.3%	FAIL
County of Del Norte	Measure B	8% to 10%	50.0%	38.9%	61.1%	FAIL
County of Del Norte	Measure C	Expand base to RVs	50.0%	36.9%	63.2%	FAIL
City of Cotati	Measure G	10% to 12%	50.0%	35.6%	64.4%	FAIL
City of Crescent City	Measure D	10% to 12%	50.0%	32.9%	67.1%	FAIL
City of Solvang	Measure L2006		66.7%	46.5%	53.5%	FAIL
City of Tehachapi	Measure L	8% to 12%	66.7%	45.7%	54.3%	FAIL

Other Taxes, Fees and Charges

There were three measures to revise and increase business license taxes. Richmond's, which featured a unique tax on manufacturing, failed. Six other measures concerned various other taxes or fees. Alturas voters approved a charge added to water bills for mosquito abatement. San Franciscans rejected an increase in their parking tax. Lodi voters rejected a proposal to reduce water fees, but approved water and sewer fee discounts for low income senior citizens.

Business License Tax Measures

Agency Name	Measure No.	YES%	NO%	
City of Blue Lake	Measure V	64.2%	35.8%	PASS
City of Carmel	Measure B	63.7%	36.3%	PASS
City of Richmond	Measure T	41.8%	58.3%	FAIL

Other Fiscal Measures

Agency Name	Measure Nar	Title	Tax/Fee	Rate	%Nec	YES%	NO%	
City of Alturas	Measure J	Mosquito Abatement Charge	PropertyRelatedFee		66.7%	75.8%	24.2%	PASS
San Francisco	Proposition E	Parking Tax Ordinance	ParkingTax	25% to 35%	50.0%	33.4%	66.6%	FAIL
City of Lodi	Measure H	Water Rate Reduction	WaterFees		50.0%	35.8%	64.2%	FAIL
City of Lodi	Measure J	Low-income Discounts for Water and Sewer Services	WaterFees		50.0%	58.1%	41.9%	PASS
City of Watsonville	Measure M	Retirement Tax Cap	Property Tax Cap		50.0%	51.0%	49.0%	PASS
City of Dixon	Measure L	Repeal of Sewer Rate Increase	RateRepeal		50.0%	58.4%	41.6%	PASS

General Obligation Bonds (Non-school)

Just 3 of 13 general obligation bond proposals managed the necessary 2/3 voter approval. These measures sought debt issuance for capital facilities and an increase in the ad valorem (value based) property tax rate above 1% to fund the bond repayment. Voters approved \$42 million in bonds out of a proposed \$1.95 billion of local non-school bonds. All but two of the measures received “yes” votes from a majority of voters, and all but 4 of the 13 received over 55% approval. The approved bonds are for fire and police facilities in Albany, open space preservation in Claremont and hospital improvements in Sierra Kings Hospital District (Fresno County). Voters rejected proposals for hospitals, flood control, libraries, streets/drainage/water facilities, parks, a fire station, and Los Angeles’ \$1 Billion bond for affordable housing for the needy.

City and Special District Bond Measures (2/3 vote)

Agency Name	Measure Nar	Amount		%Nec	YES%	NO%	
City of Albany	Measure C	\$ 5,000,000	Fire/Police	66.7%	75.7%	24.3%	PASS
City of Claremont	Measure S	\$ 12,500,000	Park	66.7%	70.4%	29.6%	PASS
Sierra Kings Hospital District	Measure E	\$ 20,000,000	Hospital improvmts	66.7%	69.0%	31.1%	PASS
Kern Valley Health Care District	Measure M	\$ 12,500,000	Hospital	66.7%	64.8%	35.2%	FAIL
Tri-City Healthcare District	Proposition T	\$ 596,000,000	Hospital	66.7%	64.5%	35.5%	FAIL
City of Burlingame	Measure H	\$ 44,000,000	Flood Control	66.7%	63.9%	36.1%	FAIL
City of Oakland	Measure N	\$ 148,000,000	Library	66.7%	63.5%	36.5%	FAIL
City of Orinda	Measure Q	\$ 59,100,000	Streets, drainage, water	66.7%	62.8%	37.2%	FAIL
City of Los Angeles	Measure H	\$ 1,000,000,000	Shelters/Housing	66.7%	62.3%	37.7%	FAIL
Hayward Area Rec and Park Distric	Measure Q	\$ 30,000,000	Parks	66.7%	52.6%	47.4%	FAIL
Scotts Valley Fire Protection Distric	Measure N	\$ 5,200,000	Fire Station	66.7%	51.7%	48.4%	FAIL
City of Holtville	Measure S	\$ 5,200,000	Facilities	66.7%	43.2%	56.8%	FAIL
City of Diamond Bar	Measure L	\$ 13,100,000	Library	66.7%	28.9%	71.1%	FAIL

Other Notable Local Measures

Local voters considered more than 145 other measures not directly concerning taxes or bonds. Thirteen measures proposed making City Clerk and/or City Treasurer positions appointed rather than elected. Four passed.

Appointed City Clerk / City Treasurer

<u>Agency Name</u>	<u>Measure N# Title</u>	<u>YES%</u>	<u>NO%</u>	
City of Wheatland	Measure L Appointed City Clerk and City Treasurer	55.6%	44.4%	PASS
City of Hemet	Measure K Appointed City Clerk	54.1%	45.9%	PASS
City of Brea	Measure R Appointed City Clerk	52.6%	47.4%	PASS
City of Ceres	Measure W Appointed City Clerk	50.8%	49.2%	PASS TOO CLOSE
City of Placerville	Measure L Appointed City Clerk	48.8%	51.2%	FAIL
City of Placerville	Measure M Appointed City Treasurer	48.2%	51.9%	FAIL
City of Hollister	Measure O Appointed City Treasurer	45.7%	54.3%	FAIL
City of Williams	Measure B Appointed City Clerk	44.4%	55.6%	FAIL
City of Williams	Measure C Appointed City Treasurer	42.4%	57.6%	FAIL
City of Pinole	Measure R Appointed City Treasurer	41.7%	58.3%	FAIL
City of Lake Elsinore	Measure F Appointed City Treasurer	39.2%	60.8%	FAIL
City of San Juan Bautista	Measure P Appointed City Clerk	33.7%	66.3%	FAIL
City of San Juan Bautista	Measure Q Appointed City Treasurer	28.1%	71.9%	FAIL

Upon reconsideration, voters in the City of Solvang approved the city becoming a charter city. Voters turned down a proposed charter in March 2006. Four cities passed measures limiting the use of eminent domain. Two cities approved the use of choice or instant runoff voting locally.

Other Measures of Note

<u>Agency Name</u>	<u>Measure N# Title</u>	<u>YES%</u>	<u>NO%</u>	
City of Solvang	Measure M2 Charter City	52.8%	47.3%	PASS
City of Dana Point	Measure S Limiting the Use of Eminent Domain	84.0%	16.0%	PASS
City of Anaheim	Measure P Limitations on the Use of Eminent Domain	80.2%	19.8%	PASS
City of Newport Beach	Measure W Limitation on the Use of Eminent Domain	75.5%	24.5%	PASS
County of San Bernardino	Measure O Limit Eminent Domain and Protect Property Rights	67.7%	32.3%	PASS
City of Oakland	Measure O Instant Runoff Voting	67.4%	32.6%	PASS
City of Davis	Measure L Choice Voting (advisory)	54.7%	45.3%	PASS
City of Santa Barbara	Measure P20 Lowest Enforcement Priority for Adult, Personal Use of Marijuana	64.8%	35.2%	PASS
City of Santa Monica	Measure Y Lowest Enforcement Priority for Adult, Personal Use of Marijuana	65.3%	34.7%	PASS
San Francisco	Proposition J Impeachment of President Bush and Vice President Cheney	59.4%	40.6%	PASS
City of Berkeley	Measure H President/Vice President Impeachment	68.9%	31.1%	PASS
Mendocino County	Measure Y Iraq War Advisory	65.7%	34.3%	PASS

School Parcel Taxes

Two of four parcel taxes proposed for schools achieved the 2/3 voter approval needed for passage. All received “yes” votes from over 55% of voters.

School Parcel Taxes

<u>Agency Name</u>	<u>Measure No</u>	<u>Rate</u>	<u>YES%</u>	<u>NO%</u>	
Shoreline Unified School District	Measure A	\$151.82/p	72.7%	27.3%	PASS
Berkeley Unified School District	Measure A	\$0.2280/sc	79.1%	21.0%	PASS
Alta-Dutch Flat Union School District	Measure K	\$52/parcel	58.0%	42.0%	FAIL
Cutler-Orosi Unified School District	Measure S	\$100/parcel	56.5%	43.5%	FAIL

School Bonds

The November 2006 ballot featured sixty-eight California local school bond measures. All but three met the requirements under Proposition 39 for 55% voter approval.² Pending final vote tallies, fifty-four of the sixty-five 55% vote school bond measures were approved. All three 2/3 vote bonds were defeated.

School Bond Measures

<u>Agency Name</u>	<u>Measure Na</u>	<u>Rate</u>	<u>%Need</u>	<u>YES%</u>	<u>NO%</u>	
Ocean View Elementary School District	Measure J	\$ 13,200,000	50.0%	76.4%	23.6%	PASS
San Francisco Unified School District	Proposition A	\$ 450,000,000	55.0%	74.4%	25.6%	PASS
Pittsburg Unified School District	Measure J	\$ 85,000,000	55.0%	73.9%	26.1%	PASS
Fortuna Union School District	Measure X	\$ 3,900,000	55.0%	73.7%	26.3%	PASS
Paramount Unified School District	Measure AA	\$ 100,000,000	55.0%	73.6%	26.4%	PASS
Bassett Unified School District	Measure E	\$ 20,000,000	55.0%	73.3%	26.7%	PASS
Evergreen School District	Measure I	\$ 150,000,000	55.0%	72.6%	27.5%	PASS
Baldwin Park Unified School District	Measure K	\$ 75,500,000	55.0%	71.8%	28.3%	PASS
La Honda-Pescadero Unified School District	Measure I	\$ 15,000,000	55.0%	70.9%	29.1%	PASS
Perris School District	Measure S	\$ 25,000,000	55.0%	70.5%	29.5%	PASS
Mendocino Unified School District	Measure AA	\$ 15,500,000	55.0%	70.1%	29.9%	PASS
Selma Unified School District	Measure A	\$ 23,800,000	55.0%	70.1%	29.9%	PASS
Jefferson Union High School District	Measure N	\$ 136,900,000	55.0%	69.7%	30.3%	PASS
Folsom Cordova Unified School Facilities Imprv Distr	Measure N	\$ 125,000,000	55.0%	69.5%	30.5%	PASS
Greenfield Union School District	Measure H	\$ 40,000,000	55.0%	69.3%	30.8%	PASS
Carlsbad Unified School District	Proposition P	\$ 198,000,000	55.0%	68.7%	31.3%	PASS
San Leandro Unified School District	Measure B	\$ 109,000,000	55.0%	67.7%	32.3%	PASS
Santa Monica-Malibu Unified School District	Measure BB	\$ 268,000,000	55.0%	67.1%	32.9%	PASS
San Jacinto Unified School District	Measure V	\$ 150,000,000	55.0%	66.9%	33.1%	PASS
Dinuba Joint Unified School District	Measure T	\$ 37,000,000	55.0%	66.7%	33.4%	PASS
Sweetwater Union High School District	Proposition O	\$ 644,000,000	55.0%	66.6%	33.4%	PASS
Arcadia Unified School District	Measure I	\$ 218,000,000	55.0%	66.5%	33.5%	PASS
Oxnard Elementary School District	Measure M	\$ 64,000,000	55.0%	66.0%	34.0%	PASS
Paso Robles Joint Unified School District	Measure T	\$ 20,000,000	55.0%	65.9%	34.2%	PASS
San Mateo Union High School District	Measure M	\$ 298,000,000	55.0%	65.8%	34.2%	PASS
Alisal Union School District	Measure A	\$ 90,000,000	55.0%	65.6%	34.5%	PASS

² Source: School Services of California.

School Bond Measures (continued)

Agency Name	Measure Na	Rate	%Need	YES%	NO%	
Bakersfield City School District	Measure G	\$ 100,000,000	55.0%	63.5%	36.5%	PASS
Cayucos Elementary School District	Measure Z-06	\$ 2,900,000	55.0%	63.1%	36.9%	PASS
San Diego Community College District	Proposition N	\$ 870,000,000	55.0%	62.3%	37.7%	PASS
Santa Clarita Community College District	Measure M	\$ 160,000,000	55.0%	62.3%	37.7%	PASS
Buckeye Union School District	Measure K	\$ 28,300,000	55.0%	62.1%	38.0%	PASS
Black Oak Mine Unified School District	Measure G	\$ 6,900,000	55.0%	61.8%	38.2%	PASS
Corona-Norco Unified School District	Measure U	\$ 250,000,000	55.0%	61.7%	38.3%	PASS
Napa Valley Unified School District	Measure G	\$ 183,000,000	55.0%	61.4%	38.6%	PASS
Mendocino Lake Community College District	Measure W	\$ 67,500,000	55.0%	61.3%	38.7%	PASS
Rio Linda Union School District	Measure P	\$ 38,000,000	55.0%	61.2%	38.8%	PASS
Kings Canyon Unified School District	Measure K	\$ 32,000,000	55.0%	60.9%	39.1%	PASS
Lodi Unified School District	Measure L	\$ 114,000,000	55.0%	60.5%	39.5%	PASS
College of the Sequoias Community College District	Measure C	\$ 22,000,000	55.0%	59.3%	40.7%	PASS
Los Olivos School District	Measure N200	\$ 4,650,000	55.0%	59.3%	40.8%	PASS
Madera Unified School District	Measure U	\$ 32,500,000	55.0%	59.2%	40.8%	PASS
Banning Unified School District	Measure R	\$ 63,000,000	55.0%	59.1%	40.9%	PASS
Turlock Unified School District	Measure Z	\$ 9,900,000	55.0%	58.7%	41.3%	PASS
Santee Elementary School District	Proposition R	\$ 60,000,000	55.0%	58.2%	41.9%	PASS
Hemet Unified School District	Measure T	\$ 149,000,000	55.0%	58.1%	41.9%	PASS
Chatom Union Elementary School District	Measure U	\$ 5,000,000	55.0%	58.1%	41.9%	PASS
Santa Rita Union Elementary School District	Measure C	\$ 14,600,000	55.0%	57.9%	42.1%	PASS
Campbell Union High School District	Measure G	\$ 90,000,000	55.0%	57.6%	42.4%	PASS
Palomar Community College District	Proposition M	\$ 694,000,000	55.0%	57.4%	42.7%	PASS
Middletown Unified School District	Measure X	\$ 15,300,000	55.0%	56.5%	43.5%	PASS
Sylvan Union School District	Measure A	\$ 40,000,000	55.0%	56.3%	43.7%	PASS
Yuba Community College District	Measure J	\$ 190,000,000	55.0%	55.6%	44.4%	PASS TOO CLOSE
Calaveras Unified School District	Measure A	\$ 13,500,000	55.0%	55.2%	44.8%	PASS TOO CLOSE
Turlock Unified School District	Measure Y	\$ 7,725,000	55.0%	54.7%	45.3%	FAIL TOO CLOSE
Merced Union High School District	Measure E	\$ 104,000,000	55.0%	52.8%	47.2%	FAIL
Liberty Union High School District	Measure K	\$ 85,000,000	55.0%	52.6%	47.4%	FAIL
Loomis Union School District	Measure M	\$ 19,500,000	55.0%	51.8%	48.2%	FAIL
Rancho Santiago Community College District	Measure O	\$ 393,000,000	55.0%	51.7%	48.3%	FAIL
Susanville School District	Measure P	\$ 6,250,000	55.0%	51.1%	49.0%	FAIL
Cold Spring School District	Measure K200	\$ 14,500,000	55.0%	50.7%	49.3%	FAIL
West Hills Community College District	Measure W	\$ 49,400,000	55.0%	49.5%	50.5%	FAIL
El Segundo Unified School District	Measure Q	\$ 19,000,000	55.0%	49.4%	50.6%	FAIL
Jacoby Creek School District	Measure Y	\$ 2,500,000	55.0%	45.2%	54.8%	FAIL
Oakdale Joint Unified School District	Measure C	\$ 37,500,000	55.0%	44.6%	55.4%	FAIL
Victor Valley Community College District	Measure X	\$ 338,000,000	55.0%	44.4%	55.6%	FAIL
Central School District	Measure L	\$ 49,000,000	66.7%	64.9%	35.1%	FAIL
Oak Park Unified School District	Measure H	\$ 71,100,000	66.7%	55.3%	44.7%	FAIL
Folsom Cordova Unified School Facilities Improvemer	Measure M	\$ 750,000,000	66.7%	47.7%	52.3%	FAIL

Sources and acknowledgements: County elections offices, Smart Voter (<http://www.smartvoter.org>), and helpful collaboration of the staff at CalTax.

