

Alameda Education Association




*We Are
The CORE*

A decorative graphic featuring a large red swirl that forms a heart-like shape, with an orange swirl nested inside it. At the top left, there are three green leaves and a black stem-like element. The text is centered within the red swirl.

*Master Plan
Survey Results*

Who are our members?

- 🍏 Teachers
 - 🍏 Regular Education Teachers
 - 🍏 Special Education Teachers
 - 🍏 Speech / Language Pathologists
 - 🍏 ROP Teachers
 - 🍏 Adult School Teachers
- 🍏 Counselors
- 🍏 Nurses



General Information

392 members responded

- 🍎 36.5% have taught ONLY in AUSD
- 🍎 ~10% have been in AUSD 1-2 years
- 🍎 ~40% have been in AUSD 3-10 years
- 🍎 ~40% have been in AUSD 11-25 years
- 🍎 ~10% have been in AUSD > 25 years

Ideal Classroom

Preferred Class Size:

- 🍏 Over 90% agree small class size is integral to student success
- 🍏 The majority of members indicated that the optimum class size is between 15 ~ 20
- 🍏 This preference appears to be fairly consistent no matter what grade level







Value-Added Services

Hours of Service Beyond the 'Duty Day'

- 🍎 WEEKLY estimated contribution: 6198 ~ 7566 HOURS
- 🍎 Dollar value calculated at the Teacher Hourly Rate of Pay is between \$190,589 and \$232,655 and at the average teacher pay is between \$440,058 and \$537,186 PER WEEK
- 🍎 The weekly contribution of hours is equivalent to Between 5.2 and 6.3 FTE teachers working the full year
- 🍎 Dollar value for the entire school year at the estimated Average cost of a 1.0 FTE teacher is between \$17,086,378 and \$20,857,622

Value-Added Services

Hours of Service Beyond the 'Duty Day'


-  Approximately 30% indicated they work at least some part of EVERY weekend during the entire school year
-  Approximately 56% – 89% indicated they work at least 1/2 of every weekend
-  70% work over winter and spring break
-  80% spend between 1 – 4 weeks of their summer break preparing for the upcoming school year

Alternative Programs

- 🍏 36% have an interest in a Charter School option
- 🍏 48% have an interest in a Magnet School option

But ...

- 🍏 80% want alternative programs (Such as Charters and/or Magnets) considered ONLY IF implementing such an option would NOT hurt the District financially



Alternative Programs

Top 3 Magnet/Charter Preferences:

- 🍎 Performing Arts Focus (43.2%)
- 🍎 Math / Science Focus (42.1%)
- 🍎 Science / Technology Focus (41.7%)






In Terms of Balancing Enrollment:

- 🍎 45.6% favored Magnet Schools to balance enrollment
- 🍎 32.2% favored Charter Schools to balance enrollment




School Sites:

Grade Level Configurations

Preferred Configuration (1st choice for 46.5%)

-  K~5 Elementary Schools
-  6~8 Middle Schools
-  9~12 High Schools

2nd Preferred Configuration (1st Choice for 22.8%)





-  K~6 Elementary Schools
-  7~8 Middle Schools
-  9~12 High Schools







School Sites:

Grade Level Configurations

3rd Preferred Configuration (1st choice for 18.0%)

-  K~3 Lower Elementary Schools
-  4~6 Upper Elementary Schools
-  7~8 Middle Schools
-  9~12 High Schools

4th Preferred Configuration (1st Choice for 17.7%)

-  K~3 Lower Elementary Schools
-  4~6 Upper Elementary Schools
-  7~9 Middle Schools
-  10~12 High Schools



School Sites:

Should the Master Plan

consider consolidating schools?

- 🍏 31.9% indicated their preference that NO schools be considered for consolidation
- 🍏 18.3% indicated that consolidation should be considered at the elementary level
- 🍏 17.7% indicated that consolidation should be considered at the middle school level



School Sites



On-Site Day Care:


- 🍏 72.7% believe that on-site day care should be available for parents at EVERY elementary school

Community Use of Common Areas:

- 🍏 79.6% responded favorably to considering using common areas (such as multi-purpose rooms) for extended-hours, community-centered events like 'movie nights' or other similar events

School District: Balancing Enrollment

- 🍏 52.7% think redrawing boundary lines should be considered in the Master Plan process
- 🍏 49.4% indicated programmatic changes (such as Magnet School Options) would help balance enrollment across the island
- 🍏 42% indicated the AUSD Schools should be open to other Bay Area residents



Student Success: Programmatic Options

- 🍏 44.9% want to see 'Grade Level Looping' considered as part of the New Master Plan
- 🍏 48.7% indicated an interest in teaching looped classes
- 🍏 39% would like the option of 'blocking' English and history at the high school level



Student Success: Programmatic Options

- 🍏 69.7% want to see teaching in families or teams of students considered as part of the New Master Plan
- 🍏 68.5% indicated that bringing 'advisory' period back at the secondary level would have value for students
- 🍏 90.7% indicated that internships for upper-level high school students should be explored



Student Success:

Valuable Instructional Practices


- 🍏 72.7% want to see increased academic freedom to be able to personalize/choose the delivery of curriculum
- 🍏 90.1% found value in voluntary release time from their duties to be able to observe their colleagues teach
- 🍏 94.9% found value in discussing 'shared students' with their colleagues
- 🍏 95.2% found value in sharing 'best practices' with their colleagues



Student Success:

Valuable Instructional Practices

- 🍎 92.7% value having paid time to collaborate with their colleagues
- 🍎 54.8% found 'Lesson Study' to be a valuable practice [21.1% had no experience with Lesson Study]
- 🍎 50.8% found value in District-directed Professional Development
- 🍎 80.4% found value in other Professional Development



Student Success:

Incentives & Parent Involvement

- 🍏 80.1% indicated agreement with offering incentives to both parents and students for student attendance
- 🍏 58.9% showed interest in the idea of AUSD offering students incentives for making progress on standardized tests from one year to the next
- 🍏 79.8% feel offering 'Parent University Nights' is a valuable tool for parents to support their child's learning



Alameda Education Association



*We Are
The CORE*

A decorative graphic featuring a large red swirl that forms a heart-like shape, with an orange swirl nested inside it. At the top left, there are three green leaves and a black stem-like element. The text "Board Member Questions" is centered within the red swirl.

*Board Member
Questions*